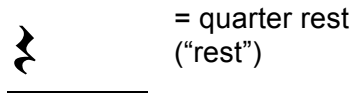
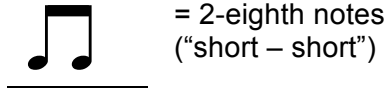
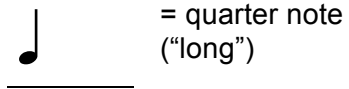


Name: \_\_\_\_\_


Grade: \_\_\_\_\_

Teacher: \_\_\_\_\_

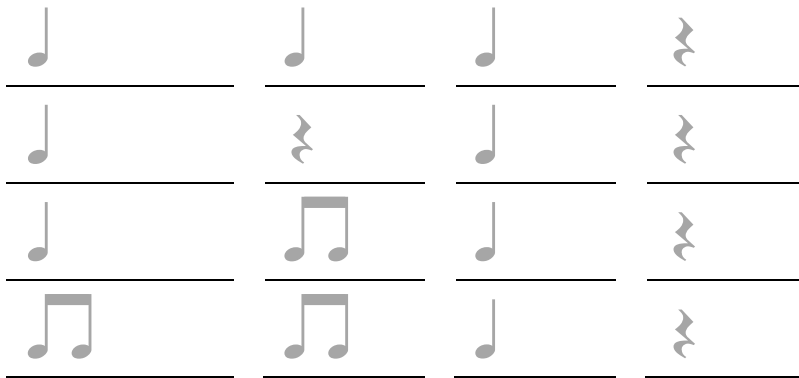
Date: \_\_\_\_\_



Directions: Trace over the quarter note symbols.



Directions: Trace over the two-eighth note & quarter note symbols.





Name: \_\_\_\_\_


Grade: \_\_\_\_\_

Teacher: \_\_\_\_\_





Date: \_\_\_\_\_

 = quarter note  
("long")

 = 2-eighth notes  
("short – short")

 = quarter rest  
("rest")





Directions: Copy the quarter note symbols onto the second row.

\_\_\_\_\_

\_\_\_\_\_





Directions: Copy the quarter note & quarter rest symbols onto the second row.

\_\_\_\_\_

\_\_\_\_\_





Directions: Copy the two-eighth note & quarter rest symbols onto the next line.

\_\_\_\_\_

\_\_\_\_\_

Directions: Copy the two-eighth note, quarter note, & quarter rest symbols onto the next line.

\_\_\_\_\_

\_\_\_\_\_

Directions:

Draw your own rhythm patterns using two-eighth notes, quarter notes, & quarter rest symbols.

\_\_\_\_\_

\_\_\_\_\_